


**Form 19. Results of Election***Local Government Act 1995, s.4.77***RESULTS OF ELECTION FOR City of Mandurah**

Date of election: 18 October 2025.

<b>MAYOR</b>		
Absolute majority: 7,959		
Candidate	First-preference votes	Votes at last count
JORDAN, Sam	843	0
BURNS, Ryan	3,591	6,059
ROGERS, Peter	2,361	0
ZILANI, Ahmed	1,754	0
BOYLE, Shane	265	0
SEEBER, Kaye	985	0
SCHUMACHER, Dave	3,115	0
KEARNS, Amber	7,127	9,857
CUMBERWORTH, Jacob	1,856	0
Name of first candidate to backfill: <b>BURNS, Ryan</b>		
Name of second candidate to backfill: <b>SCHUMACHER, Dave</b>		
<b>Amber Lee KEARNS</b> is elected as the <b>Mayor of City of Mandurah</b> until <b>20 October 2029</b> . A document detailing the distribution of preference votes is available on the official website of the local government.		
<b>Returning Officer</b>	Full name: Kevan William WATERS	
	Signature: 	Date: 20 / 10 / 2025


		2025 Ordinary Election City of Mandurah (Mayor) Calculation Steps Report 1 Candidate to be Elected												
			JORDAN, Sam	BURNS, Ryan	ROGERS, Peter	ZILANI, Ahmed	BOYLE, Shane	SEEBER, Kaye	SCHUMACHER, Dave	KEARNS, Amber	CUMBERWORTH, Jacob	Exhausted	TOTALS	Elected
Total Votes: 22,108 Informal Votes: 211 Formal Votes: 21,897  Absolute Majority = 21,897/2+1 = 10,949														
First Preferences		Votes	843	3,591	2,361	1,754	265	985	3,115	7,127	1,856	0	21,897	
BOYLE, Shane	Exclusion <i>Abs Majority: 10,895</i>	Votes Rec'd	21	25	25	18	-265	17	18	20	12	109		
		Progress Votes	864	3,616	2,386	1,772	0	1,002	3,133	7,147	1,868	109	21,897	
JORDAN, Sam	Exclusion <i>Abs Majority: 10,751</i>	Votes Rec'd	-864	142	109	120		33	48	60	65	287		
		Progress Votes	0	3,758	2,495	1,892		1,035	3,181	7,207	1,933	396	21,897	
SEEBER, Kaye	Exclusion <i>Abs Majority: 10,513</i>	Votes Rec'd		88	66	41		-1,035	123	188	53	476		
		Progress Votes		3,846	2,561	1,933		0	3,304	7,395	1,986	872	21,897	
ZILANI, Ahmed	Exclusion <i>Abs Majority: 10,051</i>	Votes Rec'd		264	227	-1,933			187	208	122	925		
		Progress Votes		4,110	2,788	0			3,491	7,603	2,108	1,797	21,897	
CUMBERWORTH, Jacob	Exclusion <i>Abs Majority: 9,620</i>	Votes Rec'd		253	250				251	493	-2,108	861		
		Progress Votes		4,363	3,038				3,742	8,096	0	2,658	21,897	
ROGERS, Peter	Exclusion <i>Abs Majority: 8,973</i>	Votes Rec'd		610	-3,038				414	719		1,295		
		Progress Votes		4,973	0				4,156	8,815		3,953	21,897	
SCHUMACHER, Dave	Exclusion <i>Abs Majority: 7,959</i>	Votes Rec'd		1,086					-4,156	1,042		2,028		1st. KEARNS, Amber
		Progress Votes		6,059					0	9,857		5,981	21,897	

**Form 19. Results of Election***Local Government Act 1995, s.4.77***RESULTS OF ELECTION FOR City of Mandurah**

Date of election: 18 October 2025

<b>COASTAL WARD</b>		
Absolute majority: 2,763		
Candidate	First-preference votes	Votes at last count
PARKES, Wayne	772	772
MULDER, Owen	3,401	3,401
POND, Bob	1,352	1,352
Name of first candidate to backfill: <b>MULDER, Owen</b>		
Name of second candidate to backfill: <b>POND, Bob</b>		
<p>The following person is elected as councillor for the <b>Coastal</b> Ward.</p> <p>The councillor will hold office until the date set out next to the councillor's name.</p> <p>A document detailing the distribution of preference votes is available on the official website of the local government.</p>		
Name	Expiry of term	
Owen David MULDER	20 October 2029	


<b>Returning Officer</b>	Full name: Kevan William WATERS	
	Signature: 	Date: 20 / 10 / 2025

<div>Total Votes: 5,584 Informal Votes: 59 Formal Votes: 5,525</div> <div>Absolute Majority = 5,525/2+1 = 2,763</div>	2025 Ordinary Election City of Mandurah, Coastal Ward (Councillor) Calculation Steps Report 1 Candidate to be Elected						
		PARKES, Wayne	MULDER, Owen	POND, Bob	Exhausted	TOTALS	Elected
First Preferences	Votes	772	3,401	1,352	0	5,525	1st. MULDER, Owen

**Form 19. Results of Election***Local Government Act 1995, s.4.77***RESULTS OF ELECTION FOR City of Mandurah**

Date of election: 18 October 2025

<b>EAST WARD</b>		
Quota: 1,682		
Candidate	First-preference votes	Votes at last count
GREEN, Jenny	1,198	1,512
BEACH, Shane	335	0
KOVAC, Steven	82	0
BEDFORD, Brad	1,030	1,213
WILKINS, Daniel	1,535	1,682
TURNER, Xanthe	467	0
LOWERY, Matt	398	0
Name of first candidate to backfill: <b>BEDFORD, Brad</b>		
Name of second candidate to backfill: <b>TURNER, Xanthe</b>		
The following people are elected as councillors for the <b>East Ward</b> . Each councillor will hold office until the date set out next to the councillor's name. A document detailing the distribution of preference votes is available on the official website of the local government.		
Name	Expiry of term	
Daniel Ralph WILKINS	20 October 2029	
Adriana Antonia Jacoba Maria GREEN	20 October 2029	


<b>Returning Officer</b>	Full name: Kevan William WATERS	
	Signature: 	Date: 20 / 10 / 2025

Total Votes: 5,097 Informal Votes: 52 Formal Votes: 5,045  Quota = 5,045/(2+1)+1 = 1,682		2025 Ordinary Election City of Mandurah, East Ward (Councillor) Calculation Steps Report 2 Candidates to be Elected											
			GREEN, Jenny	BEACH, Shane	KOVAC, Steven	BEDFORD, Brad	WILKINS, Daniel	TURNER, Xanthe	LOWERY, Matt	Exhausted	Lost Fractions	TOTALS	Elected
		Votes	1,198	335	82	1,030	1,535	467	398	0	0	5,045	
KOVAC, Steven	Exclusion	Votes Rec'd	14	10	-82	4	10	4	9	31	0		
		Progress Votes	1,212	345	0	1,034	1,545	471	407	31	0	5,045	
BEACH, Shane	Exclusion	Votes Rec'd	72	-345		68	21	21	23	140	0		
		Progress Votes	1,284	0		1,102	1,566	492	430	171	0	5,045	
LOWERY, Matt	Exclusion	Votes Rec'd	62			51	73	45	-430	199	0		
		Progress Votes	1,346			1,153	1,639	537	0	370	0	5,045	
TURNER, Xanthe	Exclusion	Votes Rec'd	127			34	65	-467		241	0		1st. WILKINS, Daniel
		Progress Votes	1,473			1,187	1,704	70		611	0	5,045	
		Votes Rec'd	35			23		-70		12	0		
		Progress Votes	1,508			1,210	1,704	0		623	0	5,045	
WILKINS, Daniel	Surplus	Votes Rec'd	4			3	-22			12	3		2nd. GREEN, Jenny
		Progress Votes	1,512			1,213	1,682			635	3	5,045	

**Form 19. Results of Election***Local Government Act 1995, s.4.77***RESULTS OF ELECTION FOR City of Mandurah**

Date of election: 18 October 2025

<b>NORTH WARD</b>		
Absolute majority: 2548		
Candidate	First-preference votes	Votes at last count
JACKSON, Peter	3,801	3,801
BOVE, Fernando	1,293	1,293
Name of first candidate to backfill: <b>BOVE, Fernando</b>		
Name of second candidate to backfill: <b>No candidate</b>		
<p>The following person is elected as councillor for the <b>North</b> Ward.</p> <p>The councillor will hold office until the date set out next to the councillor's name.</p> <p>A document detailing the distribution of preference votes is available on the official website of the local government.</p>		
Name	Expiry of term	
Peter Andrew JACKSON	20 October 2029	

<b>Returning Officer</b>	Full name: Kevan William WATERS	
	Signature: 	Date: 20 / 10 / 25

2025 Ordinary Election  
City of Mandurah, North Ward (Councillor)  
Calculation Steps Report  
1 Candidate to be Elected

<div>Total Votes: 5,163  Informal Votes: 69  Formal Votes: 5,094</div> <div>Absolute Majority = 5,094/2+1 = 2,548</div>		JACKSON, Peter	BOVE, Fernando	Exhausted	TOTALS	Elected
First Preferences	Votes	3,801	1,293	0	5,094	1st. JACKSON, Peter



**Form 19. Results of Election***Local Government Act 1995, s.4.7***RESULTS OF ELECTION FOR City of Mandurah**


Date of election: 18 October 2025

<b>TOWN WARD</b>		
Quota: 1,952		
Candidate	First-preference votes	Votes at last count
SMITH, Veronica	717	0
WELSH, Deb	427	0
SUTTON, Brayden	861	1,279
LYONS, Craig	157	0
SCHUMACHER, Dave	1,559	1,850
BURNS, Ryan	1,919	1,952
BEAKE, Kerry	215	0

Name of first candidate to backfill: <b>SUTTON, Brayden</b>	
Name of second candidate to backfill: <b>SMITH, Veronica</b>	

The following people are elected as councillors for the **Town** Ward.  
Each councillor will hold office until the date set out next to the councillor's name.  
A document detailing the distribution of preference votes is available on the official website of the local government.

Name	Expiry of term
Ryan Trent BURNS	20 October 2029
David Alexander SCHUMACHER	20 October 2029

<b>Returning Officer</b>	Full name: Kevan William WATERS	
	Signature: 	Date: 20 / 10 / 2025

		2025 Ordinary Election City of Mandurah, Town Ward (Councillor) Calculation Steps Report 2 Candidates to be Elected											
			SMITH, Veronica	WELSH, Deb	SUTTON, Brayden	LYONS, Craig	SCHUMACHER, Dave	BURNS, Ryan	BEAKE, Kerry	Exhausted	Lost Fractions	TOTALS	Elected
Total Votes: 5,911 Informal Votes: 56 Formal Votes: 5,855  Quota = 5,855/(2+1)+1 = 1,952													
First Preferences		Votes	717	427	861	157	1,559	1,919	215	0	0	5,855	
LYONS, Craig	Exclusion	Votes Rec'd	7	15	18	-157	13	12	19	73	0		
		Progress Votes	724	442	879	0	1,572	1,931	234	73	0	5,855	
BEAKE, Kerry	Exclusion	Votes Rec'd	35	32	11		30	28	-215	79	0		1st. BURNS, Ryan
		Progress Votes	759	474	890		1,602	1,959	19	152	0	5,855	
		Votes Rec'd	3	9	1		3		-19	3	0		
		Progress Votes	762	483	891		1,605	1,959	0	155	0	5,855	
BURNS, Ryan	Surplus	Votes Rec'd	0	0	0		1	-7		3	3		
		Progress Votes	762	483	891		1,606	1,952		158	3	5,855	
WELSH, Deb	Exclusion	Votes Rec'd	104	-483	74		80			225	0		
		Progress Votes	866	0	965		1,686	1,952		383	3	5,855	
SMITH, Veronica	Exclusion	Votes Rec'd	-866		314		164			388	0		2nd. SCHUMACHER, Dave
		Progress Votes	0		1,279		1,850	1,952		771	3	5,855	